

March 28, 2018
Itemizer-Observer
Section C

Spring
**HOME &
GARDEN**
2018

SPRING CAR CARE

Starts on
page 12



PHOTO Courtesy of Progress Lighting

Mix and Match: Update your home with 2018 design trends

(StatePoint) Are you planning to refresh your home but aren't sure where to start? Some of today's most popular design trends encourage mixing and matching favorite home accents within the same space.

There is no need to feel limited by fixtures or finishes, according to design expert, Colleen Visage, who is Progress Lighting's vice president of Product Management.

"Homeowners today are not content to have the same look, the same finishes or the same collections throughout the house," says Visage. "They really want to personalize their spaces."

Coordinating complementary pieces creates a cohesive feel to the home. It can also reinforce a unique style because the ultimate outcome is a custom design. Here are a few ways to master the mix and match trend.

- **Mix Monochromatic Accents:** Tone-on-tone designs are very popular in kitchens, bathrooms, entryways and living areas. Countertops, cabinets and home accents in varying shades of grays and creams can create a sophisticated statement. These tones pair perfectly with gold, brass or brushed nickel finishes.

- **Design with Dual Tones:** Mixed metals or dual tones are on-trend and very

popular in home design today. This look can be achieved through mixing fixtures with different, but complementary finishes. For example, Progress Lighting offers fixtures that feature finishes with contrasting accents, such as antique bronze and brass, antique bronze and natural brass or polished nickel with silver ridge — adding visual interest.

- **Pendant Groupings:** Pendant groupings are commonly used in a foyer, over a kitchen island or above a dining room table. These versatile fixtures can be mixed and matched to create a custom cluster design for a statement-making look.

"I like to design areas that are so inviting, people don't want to leave," says Susan Wilson, designer and founder of Susan Wilson Interiors. "When a home features accents and lighting that work together seamlessly, it makes the spaces throughout memorable and relatable."

Searching for more design inspiration? Visit progresslighting.com to view images, collections and project ideas for every budget, style and space.

Take your design vision to the next level and personalize your home's living spaces by mastering the art of the mix and match trend.

*I'll help you sell your home this spring
and you can enjoy a stress free summer!*

*Call today
to get started!*



kw CAPITAL CITY
KELLERWILLIAMS®
Yolanda Zuger, Broker-ABR, GRI, RRS
Cornerstone Team
Licensed in the State of Oregon
Cell: 503-580-7031
Email: yolandazuger@kw.com

Each office is independantly owned and operated.





YANMAR

0% for 60 months
on Yanmar SA Series Tractors.

The SA Series of tractors combines compact power and winning design with an easy-to-use interface

Stop By Today!



SA 324 w/bucket, 21.7 HP
4-cylinder Diesel Engine

9055 Rickreall Road, Rickreall | 503-363-2332

www.agwestsupply.com

ANNUAL PERCENTAGE RATE (APR) APPLICABLE TO NEW YANMAR COMPACT TRACTOR EQUIPMENT. RATE INFORMATION DOES NOT CONSTITUTE AN OFFER OR EXTENSION OF CREDIT. ALL TRANSACTIONS ARE SUBJECT TO CREDIT APPROVAL AND SUCH OTHER TERMS AND CONDITIONS AS WE MAY REQUIRE IN OUR SOLE DISCRETION. ALL RATE, TERMS, AND CONDITIONS SUBJECT TO CHANGE WITHOUT FURTHER NOTICE. MONTHLY PAYMENT PLAN BASED ON RATE OF 0%. ACTUAL RETAIL PRICES ARE SET BY DEALER AND MAY VARY. TAXES, FREIGHT, SETUP, AND HOLDING CHARGES MAY BE ADDITIONAL AND MAY VARY. MODELS SUBJECT TO LIMITED AVAILABILITY. OFFER IS NOT AVAILABLE WITH ANY OFFER. ***See your local dealer for limited warranty details and information. Certain restrictions apply. Engine Manufacturer specifications and programs are subject to change without notice. Images may not reflect dealer inventory and/or unit specifications.

Be a Spring Cleaning Super Hero

Duct
Cleaning

Furnace
Tune-Up



HOME COMFORT INC
HEATING & AIR CONDITIONING
Keeping Our Customers Comfortable Since 1954



1827 S. Main • Dallas
503.623.2341
WWW.HOMECOMFORTINC.COM



OCB#113253

Appeal to house hunters with smart home upgrades

(StatePoint) From smart thermostats to remotely controlled showers, connected homes are all the rage for today's homeowners and those looking to make a purchase, providing easy opportunities to boost your profit when you sell.

Over half of Millennials (57 percent) believe that smart home technology is a good investment in their home, according to a recent survey by "Better Homes and Gardens." Upgrading to include connected items can make your home more appealing to this "next generation" of homebuyers in particular.

If you're looking to sell, here are some of the latest and greatest smart home upgrades to have on your radar.

Climate Control

Your thermostat is responsible for half your energy bill — more than appliances and electronics — so make sure to choose one wisely. Consider installing a smart thermostat, which learns your temperature preferences, and can save energy by turning heating and cooling on and off, based on the weather outside, your home's energy profile and more. Potential homebuyers will love the energy savings, as well as the ability to control the thermostat from anywhere with their devices.

A Hands-Free Faucet

Imagine the convenience of having a kitchen faucet turn water on or off, without a touch. Faucets with hands-free technology, such as Moen's MotionSense Wave single-sensor models, allow users to easily activate the faucet with the wave of a hand. Great for when your hands are too full or messy to turn on the faucet, the technology also minimizes the spread of dirt and germs, since there's no need to touch the faucet to start the flow of water. It's just the type of smart upgrade to attract house hunters of all ages — and easy on the wallet, with op-



tions available for under \$300.

Bright Lighting

Smart lighting dimmer and sensor systems allow you to turn lights on and off remotely with a smartphone, and can be customized to perform certain actions, such as slowly growing brighter as you wake up or turning off automatically when you leave your home — providing added convenience and customization for prospective buyers. These systems are especially useful when you're traveling— allowing you to turn your lights on and off remotely, so your home doesn't look empty while you're away. Picture showing potential buyers how they can control all of the lights in the home with one device, or turn off the lights after they're snuggled up in bed — and get ready for the offers to roll in.

A Digital Shower

An updated bathroom is a huge selling point for potential buyers. If you're planning a renovation, enhancing your space with a digital shower can make a big difference for your family now and for future homebuyers. To provide the ultimate in personalization, select a system such as U by Moen, the first Wi-Fi/cloud-based digital shower on the market, which allows users to precisely set shower temperature and flow with an in-shower digital controller, or from the smartphone app. Plus, it can be voice activated with products like Amazon Alexa, for a connected home experience.

By swapping just one or two items — like your thermostat or a builder-grade kitchen faucet — you can achieve a sleeker, smarter home. And while the return on investment varies for each product, they're all sure to appeal to tech-loving homebuyers whenever you choose to sell.

Tips to protect birds in your yard and garden

(StatePoint) One of the best parts of backyard living in the warmer months is all the potential for bird watching that comes with it. You may have even installed a birdfeeder in your garden in an attempt to attract more birds to your property.

But did you know, your home poses dangerous risks to the birds that visit your yard and garden? Window strikes are common among many species of migrating birds, and millions of wild birds are killed annually flying into windows.

Whether you are an avid amateur ornithologist or just a casual observer of feathered friends in flight, by taking precautions your home need not be part of the problem.

Take advantage of the fact that birds can see certain light frequencies that humans cannot to make windows visible to birds in a way that won't obstruct your own view. Doing so can be a simple home project completed in just an afternoon.

Try applying UV decals and UV liquid to your home's

windows and sliding glass doors. Those from WindowAlert, for example, have been proven to effectively alter the flight path of birds to prevent window strikes. While the coating will look like etched glass to the human eye, it will look very visible to a bird. As UV reflectivity may fade over time, it's important to replace the decals and liquid every four months. Application techniques can be found by visiting WindowAlert.com.


"Turning your home into a refuge for birds is a simple way to save lives and protect the creatures that beautify your yard and, in the case of hummingbirds, pollinate your garden," says Spencer Schock, founder of WindowAlert.

Schock also recommends planting trees, shrubs and flowers that provide birds with nourishment and shelter, as well as paying attention to pet cats when they are outdoors, to ensure they don't hunt the birds that visit.

This season, be a better friend to birds by taking a few simple measures in your home and garden.



(c) Hummingbird Art/stock.Adobe.com



Polk County MEDICAL DIRECTORY

Polk County Medical Directory is your **FULL COLOR** guide to all health and medical providers and facilities throughout Polk County.


Will you get noticed?
Stand out from the others and offer our readers more information on the services you provide! All display ads include us making your regular category listing **BOLD!** We also offer the opportunity to purchase extra listings for categories. **JUST ASK US HOW!**

Call 503-623-2373
Margaux, ext. 110 or Erin, ext. 118
Itemizer-Observer

1/8 page (3.667"x2.25")	\$124
1/4 page (3.667"x4.678")	\$220
1/2 page (Horiz 7.5"x4.678" / Vert 3.667"x9.5")	\$390
Full page (7.5"x9.5")	\$650

All ads include FULL COLOR!

Deadline to reserve: March 22
Publishes: April 11



Animal Care Too!



Celebrating 28 Years!

Commercial Residential Industrial

CCB# 77014



ME ELECTRIC, INC.

- Free Estimates • Repairs • Remodels
- Panel & Meter Changes • New Construction
- Generator Backup Systems

503-623-4907

WWW.MEELECTRICINC.NET
PO BOX 594, Dallas, OR 97338



LOCATED IN AND SERVING DALLAS & SURROUNDING AREAS SINCE 1990.



RICKREALL

Since 1947

Farm Supply

503-623-2365
www.rickfarm.com

130 Main Street
Rickreall, OR 97371

KubotaUSA.com

Optional equipment may be shown.



© Kubota Tractor Corporation, 2018



KUBOTA BX80

THE MUST-HAVE SUB-COMPACT TRACTOR FOR PROPERTY OWNERS.



The ultimate in versatility. With the new Swift-Tach Front Loader, you can easily switch jobs and master your yard or acreage without getting off the tractor.

Visit us to find out why the BX is the right tractor for you.

Smart Home Savvy: 6 ways to add technology to your living spaces


(StatePoint) A smart, connected home is what's in style. In fact, since 2014, research shows smart technology has increased in priority during renovations, especially for first-time home buyers.

Wondering what options are out there? Here are six ways to add tech to your space.

1. Stay Cool and Comfortable. Certain smart thermostats on the market today intuitively understand when to turn on heating or cooling equipment based on your home's unique energy profile, the weather outside and thousands of other data points — making sure you're comfortable 24/7. Some units even claim to save homeowners enough energy to pay for themselves.

2. Design the Perfect Shower. The first Wi-Fi/cloud-based digital shower on the market, U by Moen shower, allows users to precisely set shower temperature and flow with an in-shower digital controller or from their smartphone, thanks to a helpful app. Need extra snooze time? Power on the shower from bed and it will alert you when it's ready. Picky about your shower preferences? The ability to set up to 12 custom pre-sets in the app ensures you get your perfect shower every time.

3. Keep Your Eye on Fido. Ever wonder what your dog is up to while you're away at work? Now, there are fun, tech-based ways to check in on furry friends. HD pet cameras enable owners to monitor their pets with a wide-angle view, day and night. Some even offer an app that allows owners to toss a treat to their dogs or play a game of catch. Plus, a barking sensor sends notifications to your phone so you can see what's happening and calm down your pooch via two-way chat.



4. Be Hands-Off in the Kitchen. Imagine the convenience of having a kitchen faucet turn water on or off, without a touch. Faucets with Moen's MotionSense Wave touchless technology feature single-sensor hands-free activation, allowing users to easily activate the faucet with the wave of a hand. It's perfect for when your hands are too full or messy to turn on the faucet, and also helps minimize the spread of dirt and germs, since you don't have to touch the faucet.

5. Create the Right Ambiance. The perfect lighting is now right at your fingertips. Instead of a regular incandescent bulb, smart lightbulbs allow homeowners to control lighting with a few taps on your smartphone or tablet. Want to turn on lights when you're away or adjust their brightness and

color? No problem. What's more, the bulbs last longer and even help save energy.

6. Make Food Prep Smarter. Not sure how to blend your favorite concoction? Vitamix Ascent Series blenders have you covered. These high-performance, Bluetooth-enabled blenders are compatible with a family of Self-Detect Containers that sense which container is being used and automatically adjust settings. The Ascent Series machines also connect and communicate with the Vitamix Perfect Blend Smart Scale and Recipe App to seamlessly guide you through recipe preparation.

From customizing your kitchen to creating a luxurious bathroom, smart home devices can now cater to your preferences, elevating everyday experiences.

YOUR HOME: POWERED BY

ATTRACTION

DID YOU KNOW?

WE USE MAGNETS FOR:

HEATING FOOD

Magnetrons inside microwaves generate electromagnetic waves to heat food.

SLEEPING TIGHT

Duvet covers may use magnets to stay closed.

STORING DATA

A computer hard drive's disk is coated with tiny magnets, which allow computers to store data.

SHOWERING

Inspired by attraction, Moen's Magnetix™ magnetic-docking showerheads provide added functionality and convenience in the shower.

Discover more ways magnets can make life easier at MOEN.COM/MAGNETIX


Your House is More Attractive Than You Realize!

(StatePoint) Beyond keeping your refrigerator art in place, you may not think about magnets all that often, but, magnets are the driving force behind many products you use every day.

Magnets can be found in nearly every room of your house, from your computer's hard drive disk that's coated with tiny magnets to store data, to your vacuum cleaner, which may have an electric motor that runs by magnetism. Magnets are everywhere — in your doorbell, microwave and even your blankets!

Magnets even have the power to improve your shower. For instance, in the case of Moen's Magnetix magnetic-docking showerhead, magnets provide added functionality and convenience. To learn more ways magnets can make life easier, visit Moen.com/Magnetix.

As manufacturers create and innovate, you may find magnets are the driving force behind more items that you use daily.



Installation Seminar Series

Spring is a great time to learn from our experience!

Taking the HARD out of hardscaping
Our seminars are developed especially for homeowners, explaining the process in language you can understand. One of our certified experts will equip you with the knowledge you need to install the hardscape you want all by yourself.

FREE and frequent
We host hour-long seminars on the first Saturday of each month during the season. With six seminars to choose from, there's sure to be one that fits your busy schedule. All of our seminars are FREE and open to the public.

Seminar dates: April 7th, May 5th, June 2nd, July 7th, August 4th, Sept. 8th
More details @ westerninterlock.com/events

15% OFF

All Camino Stone

Coupon expires 4/30/18



Retail Office Hours: Mon-Fri 7-5
10095 Rickreall Road | Rickreall, OR 97371

503.623.9084
westerninterlock.com

Paving Stone and Retaining Wall Systems Made for the Northwest.

No room for vegetables? Pot up your plants

Author: Kym Pokorny

Source: Brooke Edmunds

CORVALLIS, Ore. – Many vegetables grow well in containers located on a patio, porch, balcony or windowsill, so don't let lack of yard space keep you from gardening this spring and summer.

Limited garden space precludes being able to grow some of the larger vegetables, according to Brooke Edmunds, Oregon State University Extension Service horticulturist. For instance, growing corn on a balcony may not be practical. But a wide variety of crops can be planted, including lettuce, herbs, tomatoes, peppers, eggplant, carrots, beans, squash, radishes, strawberries, kale, chard and spinach.

There are some dwarf and miniature varieties, such as Thumbelina carrots or other baby vegetables that work particularly well in small confines. Vine crops can be put in hanging baskets or grown in oak barrels or large pots and trained vertically on trellises, stakes or railings.

The amount of sunlight available will affect your choice of crops, Edmunds said. Root and leaf crops (beets, turnips, lettuce, cabbage, mustard greens) can tolerate light shade. But vegetables grown for their fruits, including tomatoes, green beans and peppers must have from six to eight hours of direct sunlight each day. The more sun the better.

Almost any type of container can be used, from bushel baskets, metal drums, and gallon cans to plastic tubs, wooden boxes and well-rinsed cut-off bleach jugs. Ten-inch pots are good for green onions, parsley and herbs. For plants with larger root systems, such as tomatoes, peppers and eggplant, five-gallon containers are best.

No matter what container type is used, adequate drainage is a must, Edmunds cautions. Drill drain holes along the side about 1/2 inch from the bottom and make sure the soil drains well. It also helps to elevate the pot with bricks or



boards, off the surface of your patio or pot saucer.

As in bigger gardens, container grown vegetables can be grown from seed, or they can be planted as transplants.

Good soil really helps. Use a packaged potting soil or composted soil available at local garden centers. These purchased potting soils make for excellent container gardening because they are lightweight, sterile and drain well. Do not buy topsoil; it can be heavy and drain poorly. Same thing with planting mix.

Plant vegetable seeds according to the instructions on the seed package, Edmunds said. After planting, gently water the soil, taking care not to wash out the seeds.

Vegetables grown in containers need regular fertilization. A soluble, all-purpose fertilizer that

can be mixed in water is the easiest type to use with container plants. Fertilize every three to four days with a solution that is half the strength of the recommended mixing ratio.

Dry fertilizers sprinkled on top of the soil offer a second-best alternative. If you use them, fertilize every three weeks. Organic materials including compost, animal manures, blood meal or rock phosphate and greensand can be used for fertilizer as well.

Religious regular watering is also essential, Edmunds said. The soil in containers can dry out quickly, especially on a concrete patio in full sun. Daily watering is not unusual, but don't let the soil become soggy or have water standing on top of it. Water when the soil feels dry and until it runs out the drain holes. After spring and early summer crops are harvested, the containers can be replanted with late summer and fall vegetables.

For more information on container gardening and other gardening basics, view OSU Extension's publication Growing Your Own.

6 Home Décor Trends to Make a Style Statement

(StatePoint) Is your home décor starting to feel a bit stale? Spruce up your interiors with some of the hottest home design trends for 2018 — from customized cozy to natural textures to retro touches.

Here are some stylish ways to incorporate new trends, from one of the nation's most sought-after celebrity interior designers, Taniya Nayak.

1. Create an Oasis: Make your home a tropical escape all year long. Add floral or banana leaf accents to form a staycation-worthy "at-home paradise" no matter the temperature. Nayak suggests pairing pops of metallic gold with plush greens and crisp white to build a look that is sophisticated, yet fun and exotic.

2. Keep it Simple: In 2018, Nayak encourages DIYers to "go big or go home...in the simplest way imaginable." An easy way to accomplish this is to paint your baseboards, trim or window mullions a dramatic contrasting color, like black against a white wall, for an effortless, yet powerful effect. And when it comes to

achieving clean, sharp paint lines, one of Nayak's vital, go-to tools is a premium painter's tape, like FrogTape brand painter's tape that delivers the sharpest paint lines possible. Treated with patented PaintBlock Technology, FrogTape is a fool-proof way to get professional-looking results and eliminate the need for touch-ups.

3. Incorporate Natural Touches: This trend is all about nature's textures — think wood grain, geodes or ocean waves. One way to incorporate this look is to combine earthy tones like browns, beiges and deep blues with vibrant neon colors to generate the effect of the northern lights around the home.

4. Get Back to the Future: Give what's old a modern, futuristic update to achieve this trend. Try painting a vintage chair with a pop of color, like the Sherwin-Williams 2018 color of the year, Oceanside, a combination of rich blue with jewel-toned green. This creates an eye-catching masterpiece that seamlessly inte-

grates into both retro and modern home décor. Introducing bright colors to antiques produces a beautiful new spin on a classic look.

5. Design it with Love: What's "in" in home design this year? Creating warm and cozy spaces that are customized just for you. This is the true essence of DIY. Painting an accent wall in a pastel color, like lavender, will set a relaxed and comforting tone in the room. From there, add personal pieces like a soft woven blanket, a macramé wall hanging or ivory plates on a wall to transform any room to "your" room.

6. Embrace New England Prep: This style embraces the timeless combination of crisp white linens and navy blues, but what really gives a room an authentic New England vibe is the addition of camel-colored leather décor accents. Nayak recommends adding monogrammed pillows to a leather accent chair, or whitewashing your brick fireplace to create a look that never goes out of style.

Title Insurance Fun Fact - Title Insurance is a policy you pay a one-time premium for and then are protected for as long as you own your home



Happy Spring from your Ticor Dallas Team!



289 E Ellendale Ave, Suite 504, Dallas, OR 97338
503.917.6005



It's That Time!!!

Advertise in the 2018-2019
Polk County Phone Directory!

Call your **Itemizer-Observer** Ad Rep at
503-623-2373 for more information.
• Rachel ext 110 • Heidi ext 115 • Karen ext 118

Visit online at www.polkio.com/polk-directory/



Eagle Directories

Polk County Telephone Directory

147 SE Court St., Dallas, OR 97338 • 503-623-2373



Mitch Ratzlaff
503-623-5875

Here to help life go right.™

mitchratzlaff.com
488 E. Ellendale, Suite 1
Dallas, OR 97338



We have all the right equipment to help you
get your yard in tip top shape!

Time to
CULTIVATE
those lawns
for **SPRING!**



- Push Mowers
- Riding Mowers
- Rototillers
- Weedeaters
- Cultivators
- Chainsaws



**1145 SW Oakdale
Dallas
503-623-5116**

M-F 8am-5:30pm • Sat 8am-2pm

**Grossman & Weston
Gravel, Inc.**

We Accept:



We carry Barkdust, Garden Compost, Garden blended mixes, Compost blended soil for your lawns, Several sizes of Round Rock for your lawn decor needs. We carry 2 different Dry River Bed mixes of Round Rock and Crushed Rock for Driveways.

Family Owned & Operated

**We now offer
1 yard deliveries with
a smaller truck.**

Call to schedule a delivery
U-haulers welcome. Call for directions
503-838-5470 or 503-510-9596



Innovative new looks for your kitchen renovation

(StatePoint) Renovating your kitchen? Think about making updates that will add beauty and functionality to one of the most important rooms in the house. Here are a few innovative new looks and ideas to consider including in your plans.

Add Geometry

Geometric tile designs can create a bold modernized look in your kitchen, whether you're adding a backsplash or redoing the flooring. Get creative by adding a mosaic design as trim around the perimeter or as a central point of focus.

Create Your Focal Point

Enhance any kitchen with an impressive new range that combines the functionality and green energy features of a modern appliance with the charm of old-world design. If you want an opportunity to tailor this look to your own specifications, consider those from ILVE. Known for their handcrafted Italian appliances, they have added even more ways to customize their ranges with a new, traditionally inspired solid door option for the ILVE Majestic Collection. Completely windowless, this model features a decorative country-style

handrail on the oven door(s) and is available in a range of sizes and colors, from neutral tones like gloss black and matte graphite, to custom statement colors like ultramarine blue or ruby red.

Three trims — brass, bronze and chrome — give homeowners even more options when creating a look for the kitchen that is truly their own. For more information, visit ilveappliances.com.

Get Cozy

Create a lounge in your kitchen with some furniture that lets you kick back and relax. A nook that contains a loveseat or couch, along with a small bookshelf and side table, may become your new favorite place to look through cookbooks or read a few pages of a novel while you're waiting for the dough to rise. If possible, create this area in a sunlit corner of the kitchen that's convenient to where the main cooking action takes place, so that those giving the chef a little company will have a comfortable place to sit and chat with their host.

Innovative new looks for your kitchen can transform the space into one that's more functional and beautiful.

Spring is arriving late...but your garden doesn't have to!



Get Inspired!

- Pots & Planters • Garden Art
- Trees & Shrubs
- Fountains & Statuary

We Sell Soil
by the Pallet!

Our Greenhouse is filling up.
Fresh and arriving now!

- Perennials • Annuals • Hanging Baskets • Ground Cover
- Evergreens • House Plants • Edibles • Herbs • Trees
- Seeds & Bulbs

Building Materials
and Soil to make your
own raised beds!



VAN WELL
BUILDING SUPPLY CO.

1650 SE Uglow • Dallas • 503-623-2327

Search for The Garden at Van Well on Facebook

Keeping in touch with your community is easy,
with your local news source —

The Polk County Itemizer-Observer

\$35 yr/print (with free online subscription)

\$20 yr/online only

503-623-2373 • 147 SE Court St., Dallas

www.polkio.com



Add your vehicle to spring forward safety checklist

SOURCE Car Care Council

BETHESDA, Md., March 7, 2018 /PRNewswire-USNewswire/ Spring is here and its arrival means warmer weather, more hours of daylight and spring break travel. As you set your clocks forward on March 11, and plan to check your smoke and carbon monoxide detectors, take a few steps to make sure your vehicle is safe and road-trip ready, says the non-profit Car Care Council.

- Check that all interior and exterior lighting is working properly and replace worn wiper blades so you can see clearly when driving at night and during spring showers.

- Check the tires, including tire pressure and tread. Underinflated tires reduce a vehicle's fuel economy and uneven wear indicates a need for wheel alignment. Tires should also be checked for bulges and bald spots.

- Check filters and fluids, including engine oil, power steering and brake and transmission, as well as windshield washer solvent and antifreeze/coolant. Dirty air filters can waste gas and cause the engine to lose power.

- Check the hoses and belts and replace if they become loose, cracked, brittle, frayed or show signs of excessive wear as they are critical to the proper functioning of the electrical, air conditioning, power steering and cooling systems.

- Check the brake system and make sure the battery connection is clean, tight and corrosion-free.

- Check if there is a defect in your vehicle on the National Highway Traffic Safety Administration (NHTSA) website at www.nhtsa.gov/recalls by using the VIN look-up too. Watch a step-by-step video on how to locate your VIN and find out more about how recalls work.

"Checking your vehicle thoroughly and taking steps to have auto repairs performed before the spring and summer driving season will not only give you peace of mind, but will also help avoid the inconvenience and potential safety hazards of breaking down when you're miles from home," said Rich White, executive director, Car Care Council.

About the Car Care Council:

The Car Care Council is the source of information for the "Be Car Care Aware" consumer education campaign promoting the benefits of regular vehicle care, maintenance and repair to consumers. For the latest car care news, visit the council's online media room at <http://media.carcare.org>. To order a free copy of the popular Car Care Guide, visit the council's consumer education website at www.carcare.org.



Top 10 Most Common Vehicle Repairs

SOURCE Car Care Council

BETHESDA, Md., Jan. 29, 2018 /PRNewswire-USNewswire/ -- Changing the oil and oil filter, replacing wiper blades and air filters, and scheduled maintenance top the list of the 10 most common vehicle repairs of 2017, according to the Car Care Council.

According to research conducted by IMR Inc., an industry leader in automotive research, the top 10 most common vehicle repairs performed by vehicle owners and their trusted repair shops are:

1. Oil/oil filter changed
2. Wiper blades replacement
3. Replace air filter
4. Scheduled maintenance
5. New tires
6. Battery replacement
7. Brake work
8. Antifreeze added
9. Engine tune-up
10. Wheels aligned/balanced

"We thank IMR for sharing this important and informative data with the Car Care Council," said Rich White, executive director, Car Care Council. "With scheduled maintenance toward the top of the list, these findings are a sign that more motorists understand the importance of routine vehicle maintenance and are taking steps to ensure the safety and dependability of their vehicles."





Your Brakes May Be Trying To Tell You Something

(NAPSI)—If your brakes are trying to tell you something, you should pay attention. A properly operating brake system helps ensure safe vehicle control and operation and it should be checked immediately if you suspect any problems.

“While an annual brake inspection is a good way to ensure brake safety, motorists should not ignore signs that their brakes need attention,” said Rich White, executive director, Car Care Council. “Knowing the key warning signs that your brakes may need maintenance will go a long way toward keeping you and others safe on the road.”

What To Watch Out For

Motorists should look for the following warning signs that their brakes need to be inspected:

- Noise: screeching, grinding or clicking noises when applying the brakes.
- Pulling: vehicle pulls to one side while braking.
- Low Pedal: brake pedal nearly touches the floor before engaging.
- Hard Pedal: you must apply extreme pressure to the pedal before brakes engage.
- Grabbing: brakes grab at the slightest touch to the pedal.
- Vibration: brake pedal vibrates or pulses, even under normal braking conditions.
- Light: brake light is illuminated on your vehicle’s dashboard.

Because brakes are a normal wear item on any vehicle, they will eventually need to be replaced. Factors that can affect brake wear include driving habits, operating conditions, vehicle type and the quality of the brake lining material. Be sure to avoid letting brakes get to the metal-to-metal point as that can mean expensive rotor or drum replacement.

The Car Care Council offers a free custom service schedule and e-mail reminder service to help car owners remember to have their brakes inspected and take good care of their vehicles. It’s an easy-to-use resource designed to help motorists drive smart, save money and make informed decisions.

The Car Care Council is also the source of information for the “Be Car Care Aware” consumer education campaign promoting the benefits of regular vehicle care, maintenance and repair to consumers.

Experience You Can Trust... That's The Main Difference

Multiple Locations TO SERVE YOU

ALBANY

CORVALLIS

DALLAS

LEBANON

LINCOLN CITY

NEWPORT

SALEM

BEND

12795 Westview Dr. Dallas

503-623-8487

Hours:
Mon - Fri 8:00 - 5:30

We gladly accept

www.mainautobody.net

Heed the recall: Get your free airbag repair



(NAPSI)—If it hasn't happened already, your car dealer may call asking you to bring your vehicle to the dealership for a FREE urgent recall repair. For your own good and that of your passengers, you should do so.

The Problem

Some vehicles have airbags that do not function properly. Dealers have replacement airbags available and are urging affected vehicle owners to get their vehicles fixed for FREE.

According to the National Highway Traffic Safety Administration (NHTSA), the airbags installed in tens of millions of U.S. vehicles are subject to recall due to a safety defect that may cause the airbag to explode and cause serious injury or death.

What's Being Done

Because so many cars and trucks need to be fixed across many different vehicle manufacturers, a nationwide repair schedule has been developed to get the most dangerous airbags replaced first. Exposure to high heat and humidity over time can cause metal parts inside the airbag to explode and shoot out of the airbag at the driver or passengers.

What Car Companies Are Doing

FCA US LLC ("FCA US"), vehicle manufacturer of Chrysler, Jeep, Dodge and RAM vehicles, has been leveraging many different means of communication to get the message to owners about the dangerous airbag safety recall, includ-

ing: postcards, e-mails, phone calls, SMS/text messages, Twitter, Facebook.

In addition, all Chrysler, Jeep, Dodge and RAM dealers have been reaching out to car and truck owners, urging them to schedule their airbag recall FREE repair.

What You Can Do

Consider the following steps on the road to safety:

1. Visit recalls.mopar.com to find out if your car or truck is under recall. Search using your 17-character Vehicle Identification Number (VIN). You can find it on the lower left (driver's side) of your vehicle's windshield, on your car's registration card or your insurance card.
2. Call your dealer to schedule the FREE repair.
3. Call the Chrysler, Jeep, Dodge and RAM dedicated toll-free customer care center at (866) 220-6765. They can help you with finding a nearby dealer, assist in obtaining alternate transportation while your car is being fixed, and update ownership information if you no longer own the vehicle. That way, you could save the life of whoever does have it now.

Frequently Asked Questions

Q. What if I don't have a Chrysler, Jeep, Dodge or RAM vehicle; how do I check if I am affected?

A. Visit NHTSA.gov to find out if your car or truck is under recall. Search using your 17-character Vehicle Identification Number (VIN).

Q. How can I find out if my vehicle is affected by a future recall?

A. Sign up at NHTSA.gov/Alerts to be notified if your vehicle is affected by a future recall. It's a good idea to check the site for recalls at least twice a year, in any case.

Q. How can I learn more about the Takata Airbag Safety Recall?

A. Get answers to frequently asked questions at NHTSA.gov/recall-spotlight/takata-air-bags.

Six Ways You Could Be Killing Your Car

(NAPSI)—Owning a car can be a dream or a nightmare depending on how well you take care of your vehicle. Here are six things that many motorists do that can harm their cars and their wallets.

1. Ignoring the check engine light. Ignoring an illuminated check engine light can result in serious engine trouble and costly repairs. At the very least, this warning light could alert you to an engine problem that is negatively impacting fuel economy.

2. Failing to change fluids and filters. Many fluids are required for operating and protecting vehicle systems and components. Checking fluid levels regularly, along with the filters, helps ensure that your vehicle runs dependably and extends its vehicle life.

3. Neglecting your tires. Your vehicle's tires should be checked frequently for inflation and tread depth. Underinflated tires can wear out more quickly and need to be replaced sooner, plus they can negatively affect safety, gas mileage and performance.

4. Not following a service schedule. Because many car parts and components wear out or become damaged over time, vehicles need to be routinely serviced to perform optimally. Routine inspections and timely

repairs will help keep your car running efficiently and help you avoid more expensive repairs down the road.

5. Keeping a dirty car. Allowing your car to go too long without a wash leads to buildup of damaging chemicals and dirt, increases the potential for rust from road salt and interferes with proper visibility needed for safe driving.

6. Being a severe driver. Whether it's stop-and-go traffic, extreme weather, rough roads or heavy loads, it can sometimes be difficult to limit severe driving conditions. However, you can drive smart and improve fuel economy by observing the speed limit; avoiding aggressive driving, including quick starts and stops; not hauling unnecessary items; and keeping your vehicle properly tuned.

"Because auto care isn't always a top priority for car owners, they might not realize they are doing things that adversely affect the performance, safety and value of their car," said Rich White, executive director of the nonprofit Car Care Council. "Routine maintenance can go a long way toward saving money, avoiding headaches and protecting your vehicle investment."

The Car Care Council is the source of information for the "Be Car Care Aware" consumer education campaign promoting the benefits of regular vehicle care, maintenance and repair to consumers. For the latest car care news, visit the Council's online media room at <http://media.carcare.org>. To order a free copy of the popular "Car Care Guide," visit the Council's consumer education website at www.carcare.org.



capitol auto group
SERVICE CENTERS

SPRING SERVICE SPECIALS!



capitol WEST VALLEY
CERTIFIED • PRE-OWNED • SERVICE

Dallas
503-623-6686



USE THIS COUPON ON ANY SERVICE!

20% OFF!

Valid at Capitol West Valley, Capitol Chevrolet, Capitol Cadillac and Capitol Subaru only. Max discount of \$75.00. Exp. 7-31-18



capitol CHEVROLET CADILLAC

FULL SERVICE OIL CHANGE
800-888-0591
\$37⁹⁵

Includes:

- Complete Lube, Oil & Filter
- Tire rotation
- Free Alignment Check
- Car wash!
- Multi-point vehicle inspection



May not be combined with any other coupon, offer or advertised special. Service completed per model specifications. Includes up to 5 quarts of conventional oil, synthetic oil extra. Expires 7-31-18.



capitol TOYOTA



SPRING SERVICE SPECIAL
800-888-1391
\$37⁹⁵

Includes:

- Complete Lube, Oil & Filter
- Tire Rotation
- Multi-point Vehicle Inspection
- Battery Test • Car Wash!



May not be combined with any other coupon, offer or advertised special. Service completed per model specifications. Includes up to 5 quarts of conventional oil, synthetic oil extra. Expires 7-31-18.



capitol SUBARU

FULL SERVICE OIL CHANGE
888-277-1913
\$37⁹⁵

Includes:

- Complete Lube, Oil & Filter
- Tire Rotation
- Multi-point Vehicle Inspection
- Battery Test • Car Wash!



May not be combined with any other coupon, offer or advertised special. Service completed per model specifications. Includes up to 5 quarts of conventional oil, synthetic oil extra. Expires 7-31-18.



CHEVROLET



Cadillac



SUBARU
Confidence in Motion



TOYOTA

SPECIALIZING IN ALL MAKES & MODELS!

SERVING SALEM & DALLAS

capitolauto.com

Keep the Earth Beautiful!

COMPOST WORKS FOR YOU

Not only does composting help the environment, but it can help your garden, yard, and house plants too! When compost looks like soil and smells sweet and earthy, it is ready to use. Here are some of the most common ways to use compost:

IN THE GARDEN

Before planting, mix a 4" to 8" layer of compost into newly reclaimed or poor soils. Mix a 1/2" to 3" layer of compost into annual garden beds at least once a year. Compost will add nutrients and beneficial microbes, hold water, and improve plant growth.




AROUND THE YARD

Spread a 1" to 6" layer of coarse compost on soil as a mulch or spread a 1/2" layer of sifted, weed-seed free compost on turfgrass as a topdressing. These can be done anytime of year to improve soil fertility and reduce watering needs.



ON HOUSE PLANTS

Sprinkle a thin layer of compost over house-plant soil to provide nutrients. You can also make a great potting soil by mixing one part compost with two parts sand and/or soil.



DON'T HAVE A GARDEN?

You can still make compost and use it on a house plant, give it to a friend, sprinkle it around a street tree, or use it in a community garden.

CHOOSE A SYSTEM

SYSTEM FOR FOOD & YARD TRIMMINGS

RODENT-RESISTANT BINS

- For fruit, vegetables & yard trimmings (using "Mixed" compost recipe)
- For yard trimmings alone (using "No-Fuss" recipe)
- Bins require a lid, floor, & no holes bigger than 1/4"



OPEN PILES & SIMPLE BINS

- For yard trimmings ONLY
- Requires "Active" composting (chopping & weekly turning to keep animals out)
- Usually inexpensive or free



FOLLOW THE BASICS

Thanks to friendly bugs and worms, composting is as easy as 1 - 2 - 3 - no matter which recipe you use!

- 1 CHOP** materials if you want them to break down more quickly.
- 2 MIX** "browns" (dry, woody materials) with "greens" (moist, green materials).
- 3 MAINTAIN** air & water balance by keeping compost as moist as a wrung-out sponge. Browns, Greens, Air & Water are the "big four" that will keep every compost pile happy.

"MIXED COMPOST"

For fruit, vegetable & yard trimmings together.

This recipe requires a rodent-resistant bin and active maintenance to prevent animal nesting and feeding.

INGREDIENTS:

Fruit, vegetable and yard trimmings (browns' and greens), water as needed.

DIRECTIONS:

Feed yard trimmings to your pile as you generate them by chopping them first into pieces 6" or smaller. Food scrapes need to be buried and mixed into the center of the pile. Never dump and run! Be sure to mix in enough browns to balance your greens. Feed as often as you like.

Maintain compost by turning or mixing it about once a week. Keep it moist as a wrung-out sponge.

Harvest rich, brown, finished compost by sifting our coarse, unfinished materials after 3 to 8 months.



A RECIPE FOR OPEN PILES

"ACTIVE" COMPOST

For yard trimmings ONLY. In open piles & simple bins, active maintenance prevents animal nesting.

INGREDIENTS:

Yard trimmings only (browns & greens), water as needed.

DIRECTIONS:

Feed yard trimmings to your compost by chopping them first into pieces 6" or smaller, then mixing them into the pile. Feed as often as you like. Be sure to balance browns and greens.

Maintain pile by turning or mixing it about once a week. Keep it as moist as a wrung-out sponge. Covering it with a plastic tarp will help keep it moist.

Harvest rich, brown, finished compost by sifting out coarse, unfinished materials after 3 to 8 months.



COMPOST

- Most saw dust
- Chopped, woody prunings
- Pine needles
- Fallen leaves
- Tea bags
- Citrus rinds
- Coffee grounds & filters
- Lawn clippings & young weeds
- Fruit & vegetable trimmings
- Herbivore manures

DON'T COMPOST

- Meat, bones or fish
- Dairy products or grease
- Grains, beans or breads
- Dog, cat or bird feces
- Sawdust from plywood or treated wood
- Diseased plants (in cold piles)
- Fruit & vegetable trimmings (in open piles/simple bins)



Brandt's Sanitary Service
158 S. Pacific Monmouth, OR 97361 • 503-838-0464